


THE HOT TUB COLLECTION

www.jacuzzi.co.uk





Turn everyday into a holiday

Imagine the difference a Jacuzzi® hot tub will make in your life. A refuge from the pressures of work, a rejuvenating break from the constant challenges of modern life and a revitalising area for enjoying the company of friends and family. A Jacuzzi® hot tub provides a place for calm respite in your life, and it blends beautifully into your environment. Choose from the luxurious Jacuzzi® Skyline Profile and J-400 Series with graceful, contemporary curves and features or the versatile J-300 Series which defines ergonomics and innovation, or why not experience the resilient and low maintenance Jacuzzi® J-200 Series. Simply find the perfect place for a Jacuzzi® hot tub in your garden and begin the transformation, outside and within.

CONTENTS

04 – 05	THE BENEFITS OF HYDROTHERAPY		
06 – 07	CHOOSING THE RIGHT HOT TUB FOR YOU	42 – 43	
08 – 08	WHAT MAKES A JACUZZI® JET UNIQUE?	44 – 45	
10 – 11	WHY CHOOSE A JACUZZI® HOT TUB?	46 – 47	
		48 – 49	
	JACUZZI® SKYLINE SERIES		
14 – 15	JACUZZI® PROFILE	50 – 51	JACUZZI® FINISHING TOUCHES
	J-400 SERIES		
18 – 19	J-480CD	54 – 55	JACUZZI® ACCESSORIES
20 – 21	J-470CD		OZONE SYSTEMS AND
22 – 23	J-465CD		CLEANING ACCESSORIES
	J-300 SERIES		PRACTICAL ACCESSORIES
26 – 27	J-375CD	56 – 57	COVER LIFTER ACCESSORIES
28 – 29	J-365CD	58 – 59	JACUZZI® ACCESSORIES
30 – 31	J-355CD	60 – 61	
32 – 33	J-345/CD		SPECIFICATION
34 – 35	J-335/CD	64	JACUZZI® PROFILE SPECIFICATION
36 – 37	J-325	65	J-400 SERIES SPECIFICATION
38 – 39	J-315	66 – 67	J-300 SERIES SPECIFICATION
		68 – 69	J-200 SERIES SPECIFICATION
		70 – 71	WHAT MAKES JACUZZI® DESIGN LEADERS
		72 – 73	OUR COMMITMENT TO THE ENVIRONMENT
		74	OUR COMMITMENT TO YOU
		75	CONTACT US

THE BENEFITS OF HYDROTHERAPY

Hydrotherapy is the combination of water, heat and air to promote wellbeing. Water makes us buoyant, reducing body weight by 90%. This greatly eases stress on the body's muscles and joints. Heat dilates blood vessels, improving blood flow to sore or damaged tissue. The air propelled through the jets relaxes muscles and alleviates pressure on nerves.

Hydrotherapeutic massage also boosts circulation and accelerates the body's natural healing process. The beneficial effects of hydrotherapy could go even further, as it is thought to help ease the symptoms of arthritis, whilst also providing temporary relief from chronic pain and promotes a restful sleep.







CHOOSING THE RIGHT HOT TUB FOR YOU

Indulge yourself in a Jacuzzi® hot tub and soon you'll be immersed into an unsurpassable hydrotherapy experience like-no-other. Beautiful ergonomic sculpturing will comfort aching bodies whilst Jacuzzi® patented jets caress you in a bubbling cocoon of warm water to massage deeply and rejuvenate. With practical features located within easy-reach, and seats arranged to maximise social interaction, a Jacuzzi® hot tub really is the perfect place for you to socialise with family and friends.



WHAT TO LOOK FOR IN A HOT TUB

Design and Seating Arrangement

Comfort is the primary design consideration. The smooth surfaces and soft sculpting make it easy to move around freely, without running into the hard edges and dividers often found in other hot tubs.

Jet Function and Placement

The performance and positioning of jets truly determines your quality and comfort of massage. Strategically placed jets are designed to give a soothing gentle massage or a powerful deep muscle massage.

Hydrotherapy Benefits

Improved circulation, decreased joint pain, acceleration of the body's natural healing processes are just some of the great benefits of a hydrotherapeutic session in a Jacuzzi® hot tub.

Features

Jacuzzi® accessories such as the iPod® Docking Station, AquaSound Stereo CD System and its wireless floating remote control and ambient lighting will enhance your hot tub experience even further.

Finishes

Exteriors and interiors are all available in a range of colour combinations to suit your lifestyle, mood and outdoor surroundings.

Cleaning

Innovative technology that ensures clear water with minimal chemical maintenance, and minimal operating costs.



WHAT MAKES A JACUZZI® JET UNIQUE?

Jacuzzi® patented PowerPro® jets are designed to stimulate and deliver the maximum hydrotherapeutic benefits. The performance and positioning of our jets truly determines the quality and comfort you will experience in your hot tub. Our dynamic hot tubs have strategically positioned jets capable of delivering a relaxing, gentle massage or more intensive deep muscle massage by using a 50/50 air-to-water ratio. Every jet has been specifically designed to target the key areas of the body, giving you a hydrotherapy experience unlike any other.

WHICH JACUZZI® JETS WILL BENEFIT YOU?



PowerPro® BX Jets

These unique jets feature a very high ratio of air-to-water for a soft, soothing effect.

Stimulates:

08 Calves



PowerPro® NX2 Jets

Adjustable and directional, they create a high-intensity steady flow of water providing relief and comfort.

Stimulates:

03 Sensitive neck area




PowerPro® FX Jets

The distinctive spiral action sends an energetic stream of air and water that's perfect for stimulating and rejuvenating muscles and joints.

Stimulates:

01 Shoulders
04 Back




PowerPro® FX2 Jets

Delivering vigorous massage without moving parts, the FX2's distinct spiral action produces a surging stream of air and water that provides intensive hydrotherapy.

Stimulates:

01 Shoulders
04 Back
07 Legs
09 Feet


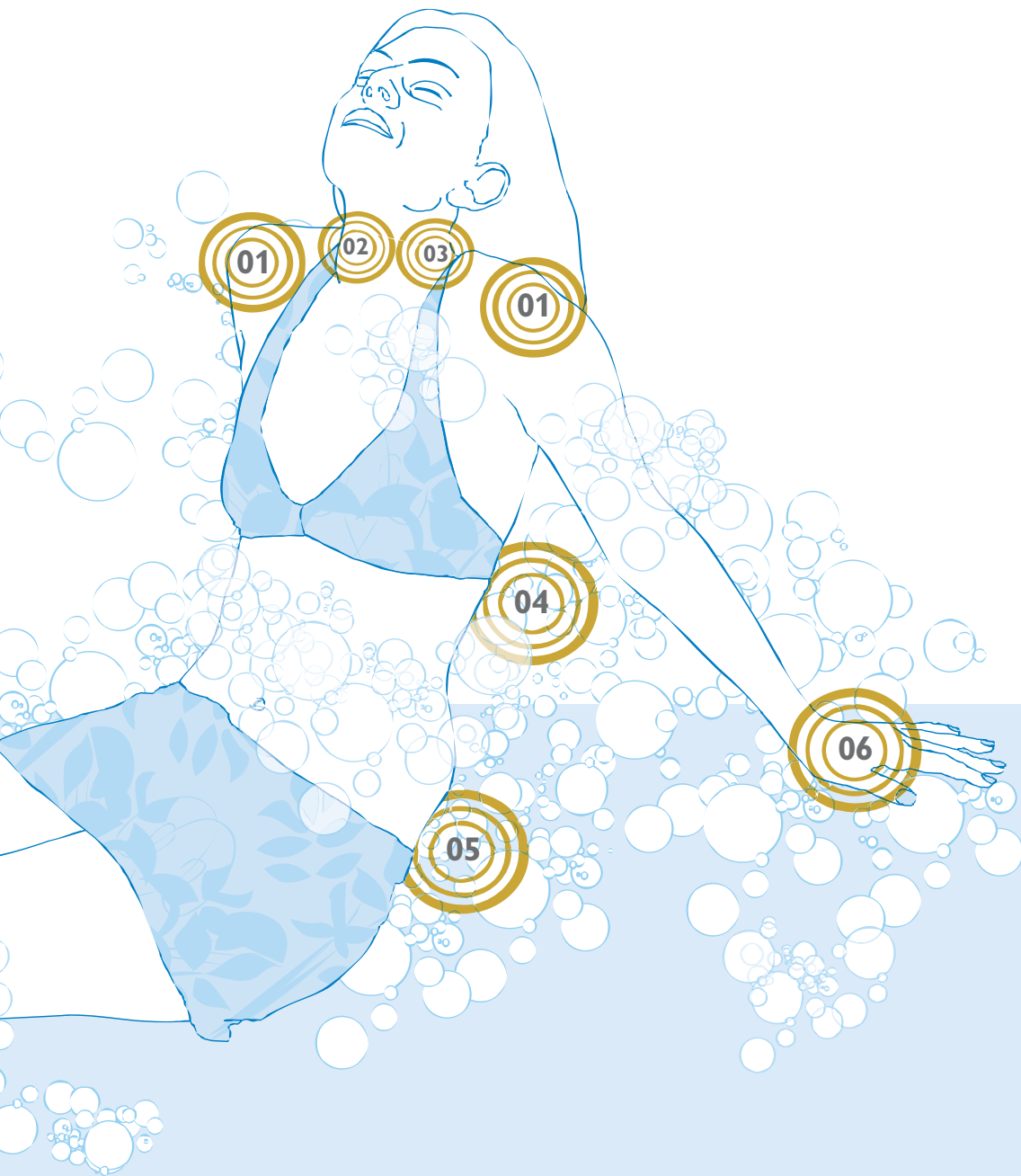


PowerPro® MX2 Jets

Strategically positioned to deliver a bold massage, the MX2 jets are based on the original Jacuzzi® jet. These next generation jets deliver maximum volume at a higher air-to-water ratio.

Stimulates:

05 Lower back



PowerPro® PX Jets

Providing a gentle pulsating massage that can be adjusted in strength to suit your needs.

Stimulates:

06 Hands and wrists



PowerPro® IX Jets

This illuminating jet creates a dramatic impact. Maximum airflow is combined with high-output LED lighting to create a unique, champagne like effect as the multi-hue light is carried by the bubbles to the waters surface.

Stimulates:

09 Feet



PowerPro® RX Jets

Unwind with the luxurious spinning action of the RX pampering jet. Covering a large spectrum, it provides premium hydromassage of the key muscles.

Stimulates:

04 Back



PowerPro® FX2-S Jets

Propelling an extravagant swirl of rejuvenating bubbles, it can transform from a single directional massage to a rotating pattern, creating a luxurious and dual-massage action.

Stimulates:

01 Shoulders
05 Lower back
07 Legs
09 Feet



PowerPro® MX Jets

This patented jet delivers the maximum volume of water per minute – more than any other jet today. It's big, bold massage action, comforts, whilst working deeply to soothe tired and sore muscles.

Stimulates:

05 Lower back
09 Feet



WHY CHOOSE A JACUZZI® HOT TUB?

Once you experience the Jacuzzi® hot tub brand of hydrotherapy, you'll wonder how you ever managed without it. Our world renowned brand encompasses a combination of cutting-edge design and technology and since 1956 the name has established itself as both inventor and innovator.

In addition to being recognised as the world's largest selling brand of jetted whirlpool baths and hot tubs, Jacuzzi® has over 250 worldwide patents for advancements in pump systems, jet technology, air controls and product design.

With over 50 years of experience we never forget the spirit of the Jacuzzi brothers who created an industry that before them, never existed and constantly strive to create the perfect experience for you.



JACUZZI® AT A GLANCE

Early 1900's

The seven Jacuzzi brothers emigrated to California from Italy. The brothers made great strides in aviation by inventing the first enclosed cabin monoplane.

1920

Incorporating their hydraulic insight, the Jacuzzi Brothers later made notable advancements in the agricultural pump industry.

1956

The family's hydraulic know-how proved invaluable when they created a portable hydrotherapy pump, from that application, a small niche business was developed by creating the J-300, a portable pump to hospitals and schools.

1968

Third generation family member Roy Jacuzzi, brought the portable hydrotherapy pump to the next level with the incorporation of innovative therapy jets into the sides of the bath. His patented jets produced a 50/50 air to water ratio providing an experience like none before.

1970

Larger units with built-in heating and filtration systems, were introduced to accommodate groups of people, thus creating the first hot tub.

Today

We continue to anticipate your needs effectively and efficiently by carrying on the Jacuzzi® tradition of style and ingenuity.



JACUZZI®
SKYLINE™ SERIES



JACUZZI® PROFILE™

Crafted to order in Italy, this innovative hot tub allows you to experience the luxurious deep immersion and beauty of a commercial infinity pool in your own garden. Hidden audio system and controls give a seamless surface and a contemporary look to this stunning hot tub that is encased in a Kanawood surround. The aromatherapy holder incorporated within the hot tub allows you to relax in the aroma of your favourite essence and our collection of fragrance beads add a new dimension to your hydrotherapy experience.



FEATURES OF THE JACUZZI® PROFILE™ INCLUDE

- Seats 5-6 people
- 31 jets
- 5 Massage seats
- LED ProLites System
- 'Insound' Stereo System with Auxiliary MP3 jack (optional)
- Aromatherapy holder

COLOUR OPTIONS

EXTERIOR COLOUR OPTIONS

- Kanawood

INTERIOR COLOUR OPTIONS

- White
- Silver Pearl
- Ocean Blue
- Caribbean Blue



J-400 SERIES



J-480CD™

The J-480CD™ model showcases the series dramatic new curved profile. Behind the WaterColour™ feature, the shaped acrylic edge creates a vertical drop that highlights the waterfall effect – so you can relax as water flows over your shoulders. The asymmetrical lines of the J-480CD™ present a fresh hot tub silhouette, unlike any other.



FEATURES OF THE J-480CD™ INCLUDE

- Seats 6 people
- 48 jets
- Powerpro® Therapy Lounge
- Footmound jets
- Illuminated PowerPro® IX jet, waterfalls and logo light
- 2 WaterColour™ Waterfalls
- Chrome effect jet covers
- AquaSound Stereo and Docking Station for iPod®

COLOUR COMBINATIONS AVAILABLE

Exterior Finish	Interior Finish	Exterior Finish	Interior Finish
			
Driftwood	Platinum	Driftwood	Graphite
Exterior Finish	Interior Finish		
			
Roasted Chestnut	Desert Sand		



J-470CD™

Comfort comes in your size, with seats in a variety of depths. The experts at Jacuzzi® build in features to personalise the home hot tub experience. Seats are moulded to support the body, in the J-470CD™ every seat is designed for easy access to the foot jets as well. Highly-effective neck jets and five of the new vigorous Jacuzzi® PowerPro® FX2 jets are featured in this spacious hot tub.



FEATURES OF THE J-470CD™ INCLUDE

- Seats 6-7 people
- 39 jets
- PowerPro® Combo Therapy Seat
- NX2 jets concentrate on the neck area
- Illuminated PowerPro® IX Jet, waterfalls and logo light
- 2 WaterColour™ Waterfalls
- Chrome effect jet covers
- AquaSound Stereo and Docking Station for iPod®

COLOUR COMBINATIONS AVAILABLE

Exterior Finish	Interior Finish	Exterior Finish	Interior Finish
			
Driftwood	Platinum	Driftwood	Graphite
			
Roasted Chestnut	Desert Sand		



J-465CD™

Featuring tension relieving neck jets, adjustable pillows, interior lighting, and upgraded Aquasound stereo system and a total of 37 jets, the J-465CD™ hot tub offers the ultimate hydrotherapy experience, whether relaxing with friends or family at the weekend or rejuvenating tired muscles at the end of a long day.

Not only does the system deliver versatility and power to the jets, but it is energy efficient and durable, it is distinguished by a single WaterColour™ waterfall and a full-body lounge.



FEATURES OF THE J465CD™ INCLUDE

- Seats 4-5 people
- 37 jets
- PowerPro® Therapy Lounge
- Neck jets
- LED lighting
- 1 WaterColour™ Waterfall
- Chrome effect jet covers
- AquaSound Stereo and Docking Station for iPod®

COLOUR COMBINATIONS AVAILABLE

Exterior Finish	Interior Finish	Exterior Finish	Interior Finish
			
Driftwood	Platinum	Driftwood	Graphite
			
Roasted Chestnut	Desert Sand		



J-300 SERIES



J-375CD™


When you think of the perfect hot tub, do you hear music playing? Many do, that's why we've added the AquaSound Stereo CD System for your listening pleasure. Turn on the colour-lit Water Rainbow® waterfall to set the mood after dark. On a more practical note, the J-375CD™ seats up to six adults, with 46 PowerPro® jets providing plenty of massage action.



FEATURES OF THE J-375CD™ INCLUDE

- Seats 6 people
- 46 jets
- ProAir Therapy Lounge
- LED ProLites System (exterior lighting optional)
- 4 Headrests
- 1 Water Rainbow® Waterfall
- Chrome effect jet covers
- AquaSound Stereo System with Auxiliary MP3 jack

COLOUR COMBINATIONS AVAILABLE

Exterior Finish	Interior Finish	Exterior Finish	Interior Finish
			
Autumn Red	Sahara	Autumn Red	Bluegrass
Exterior Finish	Interior Finish	Exterior Finish	Interior Finish
			
Driftwood	Cobalt	Driftwood	Platinum
Exterior Finish	Interior Finish		
			
Roasted Chestnut	Desert Sand		



J-365CD™





A foot massage will give anyone a new lease of life. The J-365CD™ is famous for just that. After a tough day at work or school, sink into one of four therapy seats, slide your feet close to the foot jets, and lean your head on the cushioned headrest. Soon you'll start to feel like yourself again. The J-365CD™ offers the Water Rainbow® waterfall, foot jets, four therapy seats, and room for six adults.



FEATURES OF THE J-365CD™ INCLUDE

- Seats 6-7 people
- 32 Jets
- LED ProLites System (exterior lighting optional)
- 4 Headrests
- 1 Water Rainbow® Waterfall
- Chrome effect jet covers
- AquaSound Stereo System with Auxiliary MP3 jack

COLOUR COMBINATIONS AVAILABLE

Exterior Finish	Interior Finish	Exterior Finish	Interior Finish
			
Autumn Red	Sahara	Autumn Red	Bluegrass
Exterior Finish	Interior Finish	Exterior Finish	Interior Finish
			
Driftwood	Cobalt	Driftwood	Platinum
Exterior Finish	Interior Finish		
			
Roasted Chestnut	Desert Sand		



J-355CD™





On starry nights or lazy afternoons, you can kick back and relax in this gracefully styled hot tub that is ideal for hydrotherapy sessions. Large enough for up to six adults, its 40 PowerPro® jets deliver versatile warm-water massage combinations. Easy to care for and highly durable, you'll find the J-355CD™ provides as much pleasure now and for years to come. So come home and relax by yourself or with family and friends in the J-355CD™.



FEATURES OF THE J-355CD™ INCLUDE

- Seats 5-6 people
- 40 jets
- ProAir Lounge
- LED ProLites System (exterior lighting optional)
- 3 Headrests
- 1 Water Rainbow® Waterfall
- Chrome effect jet covers
- AquaSound Stereo System with Auxiliary MP3 jack


COLOUR COMBINATIONS AVAILABLE

<p>Exterior Finish</p>  <p>Autumn Red</p>	<p>Interior Finish</p>  <p>Sahara</p>	<p>Exterior Finish</p>  <p>Autumn Red</p>	<p>Interior Finish</p>  <p>Bluegrass</p>
<p>Exterior Finish</p>  <p>Driftwood</p>	<p>Interior Finish</p>  <p>Cobalt</p>	<p>Exterior Finish</p>  <p>Driftwood</p>	<p>Interior Finish</p>  <p>Platinum</p>
<p>Exterior Finish</p>  <p>Roasted Chestnut</p>	<p>Interior Finish</p>  <p>Desert Sand</p>		



J-345/J-345CD™




There's nothing like relaxing into a warm hot tub on a cold winter's evening, after a long walk warm yourself up in your own garden. The J-345™ will warm and loosen muscles and joints with an invigorating hydrotherapeutic massage. Plus, our ProClear Water Management system delivers crystal clear water with minimum chemical maintenance. One more reason to relax – its locking control panel prevents anyone from interfering with the settings.



FEATURES OF THE J-345/J-345CD™ INCLUDE

- Seats 4-5 people
- 27 jets
- LED ProLites System (exterior lighting optional)
- 4 Headrests
- 1 Water Rainbow® Waterfall
- Chrome effect jet covers (optional)
- AquaSound Stereo System with Auxiliary MP3 jack (optional)

COLOUR COMBINATIONS AVAILABLE

Exterior Finish  Autumn Red	Interior Finish  Sahara	Exterior Finish  Autumn Red	Interior Finish  Bluegrass
Exterior Finish  Driftwood	Interior Finish  Cobalt	Exterior Finish  Driftwood	Interior Finish  Platinum
Exterior Finish  Roasted Chestnut	Interior Finish  Desert Sand		



J-335/J-335CD™





Pamper yourself. Targeted jets will spoil your feet, calves, back and shoulders making you long to indulge them again. The J-335™ includes a lounge seat, the famous Jacuzzi® Water Rainbow® waterfall, and an easy-to-reach control panel that lets you set your own temperature, massage and lighting preferences. And its jet-driven, warm-water massage is a natural beauty treatment. Suddenly, life is beautiful in the J-335™.



FEATURES OF THE J-335/J-335CD™ INCLUDE

- Seats 4-5 people
- 36 jets
- ProAir Lounge
- LED ProLites System (exterior lighting optional)
- 4 Headrests
- 1 Water Rainbow® Waterfall
- Chrome effect jet covers (optional)
- AquaSound Stereo System with Auxiliary MP3 jack (optional)


COLOUR COMBINATIONS AVAILABLE

Exterior Finish	Interior Finish	Exterior Finish	Interior Finish
			
Autumn Red	Sahara	Autumn Red	Bluegrass
Exterior Finish	Interior Finish	Exterior Finish	Interior Finish
			
Driftwood	Cobalt	Driftwood	Platinum
Exterior Finish	Interior Finish		
			
Roasted Chestnut	Desert Sand		



J-325™





Many choose the J-325™ because it supplies a superior filtration system, unique cascading waterfall and renowned PowerPro® jets at an affordable price. So if you need help winding down from a day at the office or a workout at the gym, step into the J-325™.



FEATURES OF THE J-325™ INCLUDE

- Seats 4-5 people
- 15 jets
- LED ProLites System (exterior lighting optional)
- 4 Headrests
- 1 Water Rainbow® Waterfall


COLOUR COMBINATIONS AVAILABLE

Exterior Finish	Interior Finish	Exterior Finish	Interior Finish
			
Autumn Red	Sahara	Autumn Red	Bluegrass
Exterior Finish	Interior Finish	Exterior Finish	Interior Finish
			
Driftwood	Cobalt	Driftwood	Platinum
Exterior Finish	Interior Finish		
			
Roasted Chestnut	Desert Sand		



J-315™











Young couples, best friends, and those whose children have now left home all love the J-315™. This compact hot tub proves itself by delivering the deluxe features, the patented PowerPro® jet system, 24-hour water purification, LED underwater lighting, and a Water Rainbow® waterfall, in a small footprint. Move the J-315™ into your garden with ease. Making the old adage true, nice things do come in small packages.



FEATURES OF THE J-315™ INCLUDE

- Seats 3 people
- 13 jets
- ProAir Lounge
- Neck jets
- LED ProLites
- 3 Headrests
- 1 Water Rainbow® Waterfall

COLOUR COMBINATIONS AVAILABLE

Exterior Finish	Interior Finish	Exterior Finish	Interior Finish
			
Autumn Red	Sahara	Autumn Red	Bluegrass
Exterior Finish	Interior Finish	Exterior Finish	Interior Finish
			
Driftwood	Cobalt	Driftwood	Platinum
Exterior Finish	Interior Finish		
			
Roasted Chestnut	Desert Sand		



J-200 SERIES



J-280CD™

The J-280CD™ easily seats six adults and offers factory-installed options of a marine-grade stereo or LED lighting for the waterfall, foot well and the interior perimeter. Standard equipment includes 44 jets with six variations allowing for the perfect massage for every one of your family or friends. For added beauty, the jets can be upgraded to include stainless steel faces. Five cup holders, four pillows and top side controls are also standard on the J-280CD™.




FEATURES OF THE J-280CD™ INCLUDE

- Seats 6-7 people
- 44 jets
- Classic Lighting
- 4 Headrests
- 1 Classic Waterfall
- Chrome effect jet covers
- Classic Stereo System

COLOUR COMBINATIONS AVAILABLE

Exterior Finish	Interior Finish	Exterior Finish	Interior Finish
			
Autumn Red	Cobalt	Autumn Red	Sahara
			
Autumn Red	Platinum		



J-270™

The J-270™ seats six adults and includes lounge seating with 14 jets that target the shoulder, back and leg areas. The J-270™ comes with several standard features not found on ordinary hot tubs: three pillows, a waterfall, four drink holders and two powerful pumps with the optional upgrade of a circulation pump.



FEATURES OF THE J-270™ INCLUDE

- Seats 6 people
- 42 jets
- Full-body Lounge Seating
- Classic Lighting
- 3 Headrests
- 1 Classic Waterfall

COLOUR COMBINATIONS AVAILABLE

Exterior Finish	Interior Finish	Exterior Finish	Interior Finish
			
Autumn Red	Cobalt	Autumn Red	Sahara
			
Autumn Red	Platinum		



J-230™

If an abundance of jets is what you crave, the J-230™ is for you. With 33 jets, the J-230™ is a jet lover's paradise, all in an exquisite hydrotherapy setting for five. Rest your head against one of the three pillows for optimum relaxation. Rejuvenate, spend quality time with family, and entertain friends.



FEATURES OF THE J-230™ INCLUDE

- Seats 5 people
- 33 jets
- Full-body Lounge Seating
- 3 Headrests

COLOUR COMBINATIONS AVAILABLE

Exterior Finish	Interior Finish	Exterior Finish	Interior Finish
			
Autumn Red	Cobalt	Autumn Red	Sahara
			
Autumn Red	Platinum		



J-210™






Move freely in the barrier-free seating of the J-210™ as you relax, stretch, and socialise. This circular hot tub is perfect for a party of four and offers four specific therapy stations. Compact and easy to move, you can find just the right place for it to create an oasis for conversation and relaxation.



FEATURES OF THE J-210™ INCLUDE

- Seats 4 people
- 19 jets
- Digital LED Control Panel
- Footmound and adjustable diverting whirlpool jet

COLOUR COMBINATIONS AVAILABLE

Exterior Finish	Interior Finish	Exterior Finish	Interior Finish
			
Autumn Red	Cobalt	Autumn Red	Sahara
			
Autumn Red	Platinum		



JACUZZI® FINISHING TOUCHES

A dynamic range of finishing touches and accessories are available, each tailored to enhance your experience. From hot tub interior and exterior colour combinations to Water Rainbow® waterfalls and iPod® Docking Stations and speakers, we can help you select the hot tub with the enhancements to fit both your lifestyle and budget.

JACUZZI® FINISHING TOUCHES

Hot Tub Exteriors

Sturdy and attractive exteriors are made of UV-resistant, wood-tone material that frames the structure and co-ordinates with the hot tub interior.

Hot Tub Interiors

Jacuzzi® hot tub interiors are manufactured using the innovative TriFusion system, a three-step process that produces an interior eight times stronger than conventional fibreglass.

Water Rainbow® Waterfalls

The exclusive Water Rainbow® Waterfall with its soothing sound, look and feel ranks as one of the most popular features.

Jacuzzi® ProLites



Every Jacuzzi® hot tub is equipped with energy efficient underwater ProLites lighting that uses just 5% of the energy consumed by a 12-watt bulb.

Exterior Lighting

Exterior lighting can accentuate the area surrounding your hot tub at night. Discreetly designed lights can be added to the sides of your hot tub's cabinet. LED baseboard lightstrips affixed to the bottom of your hot tub cabinet provide drama as well as light.

AquaSound Stereo System Option with iPod® Docking Station and Auxiliary MP3 Jack

Dock your iPod® and be fully entertained by your hot tubs speakers. The AquaSound system includes a 3.5mm input jack for MP3 players, as well as a CD player, AM-FM radio and powered subwoofer.





JACUZZI®
ACCESSORIES



OZONE SYSTEMS AND CLEANING ACCESSORIES

Our range of filters, sanitisers, ozone systems and cleaners ensures peace of mind, whilst ensuring water purity each time you use your hot tub.


OZONES

Ozone is the most powerful oxidiser available. Corona Discharge (CD) provides ozone that instantly destroys bacteria from your hot tub water; preventing unwanted residues and minimising sulphur odours. The ozone systems reduce the need for chemical sanitisers and has been designed specifically to be compatible with our control systems. Our exclusive ozone-ready pumping system is available for all Jacuzzi® hot tub models manufactured from 2005 and later.

- A 35mg CD Ozone
- B 50mg CD Ozone
- C 250mg CD Ozone

CLEANING ACCESSORIES

- D **ProCatch Polishing Filter Bag (J-400 Series)**
Removes sand and particles from the bottom of your hot tub during the pump operation. (For use with the J-400 Series).
- E **ProCatch Micro Filter Cartridges (J-400 Series)**
The ProClear II (standard on J-400 Series) filter contains Microban™, an antimicrobial agent that inhibits the growth of bacteria.
- F **ProClear System (J-300 Series)**
Delivering the ultimate in pure water; two 60 sq.ft SmartFilters drive this system providing a dedicated 24-hour circulation and maximum purification.
- G **Hot Tub Vacuum**
This unique device helps remove sand and other debris from inside your hot tub. Attachments included are a slide-on brush, wide-end nozzle and a dual-end nozzle. A wall mount is also included.





D



E



F



G

PRACTICAL ACCESSORIES

Our collection of steps, stools, tables and planters have been developed to offer all the practical items you need to entertain and socialise around your hot tub.

A Full Step Surround

Step the perimeter three sides of your hot tub in a full step surround.

B Step and Bar Surround

Featuring steps in front of your hot tub, a corner step and an adjacent corner step (not shown).

C Tables

With attractive latticed sides, our synthetic tables are available in two lengths depending on the size of your hot tub. Our tables are perfect for placement beside your hot tub for cool refreshments.

Sizes available

- 91cm
- 122cm

D Steps

Our synthetic steps create the perfect way to enter and exit any hot tub. With five different lengths and corner steps, all our steps have a height of 35.5cm and a depth of 53cm.

Sizes available

- 53cm
- 61cm
- 76cm
- 91cm
- 122cm
- Corner Step

E Square Planter

This synthetic square planter will enhance the area surrounding your hot tub.

Planter size

30.5cm x 30.5cm x 30.5cm

F Square Stools

These synthetic stools are ideal for providing comfort and convenience whilst entertaining family and friends.





D



E



F

COVER LIFTER ACCESSORIES

Benefit from the no-hassle and high-quality Jacuzzi® cover lifters. Our covers protect and insulate to save energy, whilst keeping your hot tub clean and adding a measure of security.

A CoverMate I

Remove your hot tub cover with ease. The CoverMate I has only one moving part and a built-in stop mechanism, allowing installation to be quick and easy. The CoverMate I has a manual lift which is ideal for hot tubs housed in gazebos or where space is limited.

CoverMate I Options

- CoverMate I Standard for all models except J-210 and J-400 Series

B CoverMate III

The CoverMate III combines gas shock mechanisms which make opening covers effortless. Its large aluminum mounting brackets, tubing and full bar construction providing superior strength. The break-proof locking system prevents inadvertently losing the cover

CoverMate III options

- CoverMate III (Shock) for all models except J-210, J-470 and J-480
- CoverMate III (Shock) J-470 and J-480

C Hot Tub Cover Protector

The cover protector is the ideal solution to keeping your hot tub in perfect condition. Manufactured from polyester mesh, with 16.5cm deep pockets and elastic around the edges. Simply pull the cover protector off and the cover is free from debris. The cover is perfect for use in wooded areas or leafy gardens and is washable and dryer safe.

Hot Tub Cover Protector Sizes

- To fit 2.1m hot tubs
- To fit 2.4m hot tubs





JACUZZI® ACCESSORIES

Why not expand your hot tub experience with our wide range of accessories. From towels to robes to AquaSound remotes, you'll be guaranteed additional comfort and luxury.

A Jacuzzi® Towels

Bask in the comfort and elegance of these Jacuzzi® branded towels.

Available Colour Combinations

- Silver Towel/Silver Logo
- Blue Towel/Silver Logo

B Jacuzzi® Deluxe Robe

This beautiful kimono-styled robe adds a comfortable and warm ending to your hot tube experience.

C Safe-T-Rail

The Safe-T-Rail helps you enter and exit your hot tub safely. It comprises of a slip-free, black foam grip attached direct to your hot tub.

D Cantilevered Umbrella

Featuring a large 9ft canopy, it provides shade and privacy whilst using your hot tub.

E SpaBoost

The SpaBoost allows you to enjoy any seat in your hot tub regardless of height. It's soft cushion attached to your hot tub with suction cups for a secure fit.

F AquaSound Remote

This floating AquaSound waterproof wireless audio remote lets you control your AquaSound stereo without leaving the comfort of your hot tub seat.

G SpaCaddy

The SpaCaddy will mount to virtually any hot tub and additionally serves as a side tray for refreshments and towels. Its centrally mounted pivot design allow the SpaCaddy to swing in and out of the hot tub.


Size available

- 68.6cm (length) x 48.3cm (width)





E



F




G



SPECIFICATIONS



JACUZZI® SKYLINE SERIES SPECIFICATION



JACUZZI® PROFILE

Overview

Seating Capacity	5-6 Adults
Dimensions	239cm x 215cm x 93cm
Water Capacity	1,600 Litres
Dry Weight	360 kg
Filled Weight	2,240 kg
Pump 1	1 speed
Pump 2	1 speed
Pump 3	—
Circulation Pump	Yes
Diverter Valves	—
Filters	1-100 sq. ft.
Electrical Requirements	(50 hz) 220-240V @ 20A, 30A or 40A

Jets

Total PowerPro® Jets	31										
PowerPro® Jet Details	<table border="1"> <tr> <td>MX2</td> <td>1</td> </tr> <tr> <td>FX</td> <td>8</td> </tr> <tr> <td>RX</td> <td>6</td> </tr> <tr> <td>NX2</td> <td>13</td> </tr> <tr> <td>FX2</td> <td>3</td> </tr> </table>	MX2	1	FX	8	RX	6	NX2	13	FX2	3
MX2	1										
FX	8										
RX	6										
NX2	13										
FX2	3										

Features

Lighting	Coloured Light System
Headrests	1
Waterfalls	—
Stereo	'Insound' Stereo System with Auxiliary MP3 jack (optional)
Lounge Seating	Yes
Ozonator	Yes



J-400 SERIES SPECIFICATION



J-480CD

J-470CD

J-465CD

Overview	J-480CD	J-470CD	J-465CD																																								
Seating Capacity	6 Adults	6-7 Adults	4-5 Adults																																								
Dimensions	239cm x 239cm x 112cm	231cm x 231cm x 109cm	224cm x 224cm x 109cm																																								
Water Capacity	2,158 Litres	2,025 Litres	1,817 Litres																																								
Dry Weight	431 kg	417 kg	370 kg																																								
Filled Weight	2,589 kg	2,443 kg	2,187 kg																																								
Pump 1	1 speed – 2.0 continuous hp (2.6 brake hp*)	1 speed – 2.0 continuous hp (2.6 brake hp*)	1 speed – 2.0 continuous hp (2.6 brake hp*)																																								
Pump 2	1 speed – 2.0 continuous hp (2.6 brake hp*)	1 speed – 2.0 continuous hp (2.6 brake hp*)	1 speed – 2.0 continuous hp (2.6 brake hp*)																																								
Pump 3	—	—	—																																								
Circulation Pump	Yes	Yes	Yes																																								
Diverter Valves	2	2	1																																								
Filters	ProClear® II Filtration System with Microban Technology, ProClear® Skimmer and ProCatch polishing filter	ProClear® II Filtration System with Microban Technology, ProClear® Skimmer and ProCatch polishing filter	ProClear® II Filtration System with Microban Technology, ProClear® Skimmer and ProCatch polishing filter																																								
Electrical Requirements	(50 hz) 230-240V @ 20A, 30A or 40A	(50 hz) 230-240V @ 20A, 30A or 40A	(50 hz) 230-240V @ 20A, 30A or 40A																																								
Jets																																											
Total PowerPro® Jets	48	39	37																																								
PowerPro® Jet Details	<table border="1"> <tr><td>MX2</td><td>3</td></tr> <tr><td>FX</td><td>22</td></tr> <tr><td>RX</td><td>6</td></tr> <tr><td>IX</td><td>1</td></tr> <tr><td>NX2</td><td>4</td></tr> <tr><td>FX2S</td><td>6</td></tr> <tr><td>PX</td><td>6</td></tr> </table>	MX2	3	FX	22	RX	6	IX	1	NX2	4	FX2S	6	PX	6	<table border="1"> <tr><td>MX2</td><td>3</td></tr> <tr><td>FX</td><td>20</td></tr> <tr><td>RX</td><td>6</td></tr> <tr><td>IX</td><td>1</td></tr> <tr><td>NX2</td><td>4</td></tr> <tr><td>FX2S</td><td>6</td></tr> </table>	MX2	3	FX	20	RX	6	IX	1	NX2	4	FX2S	6	<table border="1"> <tr><td>MX2</td><td>5</td></tr> <tr><td>FX</td><td>10</td></tr> <tr><td>RX</td><td>6</td></tr> <tr><td>IX</td><td>1</td></tr> <tr><td>NX2</td><td>4</td></tr> <tr><td>FX2S</td><td>7</td></tr> <tr><td>PX</td><td>4</td></tr> </table>	MX2	5	FX	10	RX	6	IX	1	NX2	4	FX2S	7	PX	4
MX2	3																																										
FX	22																																										
RX	6																																										
IX	1																																										
NX2	4																																										
FX2S	6																																										
PX	6																																										
MX2	3																																										
FX	20																																										
RX	6																																										
IX	1																																										
NX2	4																																										
FX2S	6																																										
MX2	5																																										
FX	10																																										
RX	6																																										
IX	1																																										
NX2	4																																										
FX2S	7																																										
PX	4																																										
Features																																											
Lighting	Illuminated PowerPro® IX jet, waterfalls, and logo light	Illuminated PowerPro® IX jet, waterfalls, and logo light	Illuminated PowerPro® IX jet waterfalls, and logo light																																								
Headrests	4	4	4																																								
Waterfalls	2 WaterColour™ Waterfalls	2 WaterColour™ Waterfalls	1 WaterColour™ Waterfall																																								
Stereo	AquaSound® Stereo with iPod® Docking Station	AquaSound® Stereo with iPod® Docking Station	AquaSound® Stereo with iPod® Docking Station																																								
Lounge Seating	PowerPro® Therapy Lounge	—	PowerPro® Therapy Lounge																																								

J-300 SERIES SPECIFICATION



J-375

J-365

J-355

Overview																																	
Seating Capacity	6 Adults	6-7 Adults	5-6 Adults																														
Dimensions	231cm x 231cm x 97cm	231cm x 213 cm x 97 cm	231cm x 213cm x 97cm																														
Water Capacity	2,006 Litres	1,893 Litres	1,836 Litres																														
Dry Weight	435 kg	403 kg	400 kg																														
Filled Weight	2,442 kg	2,295 kg	2,236 kg																														
Pump 1	2 speed – 2.0 continuous hp (3.0 brake hp*)	2 speed – 2.0 continuous hp (3.0 brake hp*)	2 speed – 2.0 continuous hp (3.0 brake hp*)																														
Pump 2	1 speed – 2.0 continuous hp (2.6 brake hp*)	1 speed – 2.0 continuous hp (2.6 brake hp*)	1 speed – 2.0 continuous hp (2.6 brake hp*)																														
Pump 3	—	—	—																														
Circulation Pump	Yes	Yes	Yes																														
Diverter Valves	2	2	2																														
Filters	2-60 sq. ft.	2-60 sq. ft.	2-60 sq. ft.																														
Electrical Requirements	(50 hz) 230-240V @ 20A, 30A or 40A	(50 hz) 230-240V @ 20A, 30A or 40A	(50 hz) 230-240V @ 20A, 30A or 40A																														
Jets																																	
Total ProwerPro® Jets	46	32	40																														
ProwerPro® Jet Details	<table border="1"> <tbody> <tr><td>MX</td><td>5</td></tr> <tr><td>FX</td><td>21</td></tr> <tr><td>NX2</td><td>4</td></tr> <tr><td>FX2</td><td>2</td></tr> <tr><td>FX2S</td><td>2</td></tr> <tr><td>BX</td><td>12</td></tr> </tbody> </table>	MX	5	FX	21	NX2	4	FX2	2	FX2S	2	BX	12	<table border="1"> <tbody> <tr><td>MX</td><td>3</td></tr> <tr><td>FX</td><td>23</td></tr> <tr><td>FX2</td><td>2</td></tr> <tr><td>FX2S</td><td>4</td></tr> </tbody> </table>	MX	3	FX	23	FX2	2	FX2S	4	<table border="1"> <tbody> <tr><td>MX</td><td>5</td></tr> <tr><td>FX</td><td>19</td></tr> <tr><td>FX2</td><td>2</td></tr> <tr><td>FX2S</td><td>2</td></tr> <tr><td>BX</td><td>12</td></tr> </tbody> </table>	MX	5	FX	19	FX2	2	FX2S	2	BX	12
MX	5																																
FX	21																																
NX2	4																																
FX2	2																																
FX2S	2																																
BX	12																																
MX	3																																
FX	23																																
FX2	2																																
FX2S	4																																
MX	5																																
FX	19																																
FX2	2																																
FX2S	2																																
BX	12																																
Features																																	
Lighting	LED ProLites System, (exterior lighting optional)	LED ProLites System, (exterior lighting optional)	LED ProLites System, (exterior lighting optional)																														
Headrests	4	4	3																														
Waterfalls	1 Water Rainbow® Waterfall	1 Water Rainbow® Waterfall	1 Water Rainbow® Waterfall																														
Stereo	AquaSound Stereo System with Auxiliary MP3 jack	AquaSound Stereo System with Auxiliary MP3 jack	AquaSound Stereo System with Auxiliary MP3 jack																														
Lounge Seating	ProAir Lounge	—	ProAir Lounge																														

																																							
J-345	J-335	J-325	J-315																																				
4-5 Adults	4-5 Adults	4-5 Adults	2-3 Adults																																				
213cm x 213cm x 91cm	213cm x 213cm x 91cm	193cm x 213cm x 86cm	193cm x 168cm x 81cm																																				
1,734 Litres	1,355 Litres	1,211 Litres	757 Litres																																				
373 kg	329 kg	270 kg	227 kg																																				
2,107 kg	1,683 kg	1,481 kg	983 kg																																				
2 speed – 2.0 continuous hp (3.0 brake hp*)	2 speed – 2.0 continuous hp (3.0 brake hp*)	2 speed – 2.0 continuous hp (3.0 brake hp*)	2 speed – 2.0 continuous hp (3.0 brake hp*)																																				
1 speed – 2.0 continuous hp (2.6 brake hp*)	1 speed – 2.0 continuous hp (2.6 brake hp*)	—	—																																				
—	—	—	—																																				
Yes	Yes	Yes	Yes																																				
2	1	1	1																																				
2-60 sq. ft.	2-60 sq. ft.	2-60 sq. ft.	2-60 sq. ft.																																				
(50 hz) 230-240V @ 20A, 30A or 40A	(50 hz) 230-240V @ 20A, 30A or 40A	(50 hz) 230-240V @ 20A or 30A	(50 hz) 230-240V @ 20A or 30A																																				
27	36	15	13																																				
<table border="0"> <tr><td>MX</td><td>5</td></tr> <tr><td>FX</td><td>18</td></tr> <tr><td>FX2</td><td>2</td></tr> <tr><td>FX2S</td><td>2</td></tr> </table>	MX	5	FX	18	FX2	2	FX2S	2	<table border="0"> <tr><td>MX</td><td>2</td></tr> <tr><td>FX</td><td>16</td></tr> <tr><td>FX2</td><td>1</td></tr> <tr><td>FX2S</td><td>2</td></tr> <tr><td>LX</td><td>3</td></tr> <tr><td>BX</td><td>12</td></tr> </table>	MX	2	FX	16	FX2	1	FX2S	2	LX	3	BX	12	<table border="0"> <tr><td>FX</td><td>2</td></tr> <tr><td>FX2</td><td>4</td></tr> <tr><td>FX2S</td><td>2</td></tr> <tr><td>LX</td><td>7</td></tr> </table>	FX	2	FX2	4	FX2S	2	LX	7	<table border="0"> <tr><td>FX</td><td>4</td></tr> <tr><td>FX2</td><td>3</td></tr> <tr><td>FX2S</td><td>2</td></tr> <tr><td>LX</td><td>4</td></tr> </table>	FX	4	FX2	3	FX2S	2	LX	4
MX	5																																						
FX	18																																						
FX2	2																																						
FX2S	2																																						
MX	2																																						
FX	16																																						
FX2	1																																						
FX2S	2																																						
LX	3																																						
BX	12																																						
FX	2																																						
FX2	4																																						
FX2S	2																																						
LX	7																																						
FX	4																																						
FX2	3																																						
FX2S	2																																						
LX	4																																						
LED ProLites System, (exterior lighting optional)	LED ProLites System, (exterior lighting optional)	LED ProLites System, (exterior lighting optional)	LED ProLites System, (exterior lighting optional)																																				
4	4	4	3																																				
1 Water Rainbow® Waterfall	1 Water Rainbow® Waterfall	1 Water Rainbow® Waterfall	1 Water Rainbow® Waterfall																																				
AquaSound Stereo System with Auxiliary MP3 jack (optional)	AquaSound Stereo System with Auxiliary MP3 jack (optional)	Not Available	Not Available																																				
—	ProAir Lounge	—	ProAir Lounge																																				

Note

All dimensions are approximate. Hot tub volume is based on average fill. Specifications are subject to change without notice.

*Horsepower (bhp) is the actual horsepower delivered to the pump shaft. Source: ITT Goulds Pumps, Centrifugal Pump Fundamentals.

J-200 SERIES SPECIFICATION



	J-280CD	J-270	J-230
Overview			
Seating Capacity	6-7 Adults	6 Adults	5 Adults
Dimensions	231cm x 231cm x 94cm	231cm x 231cm x 94cm	213cm x 213cm x 91cm
Water Capacity	2,041 Litres	52,006 Litres	1,287 Litres
Dry Weight	369 kg	369 kg	291 kg
Filled Weight	2,409 kg	2,375 kg	1,723 kg
Pump 1	2 speed ð 2.0 continuous hp (2.6 brake hp*)	2 speed – 2.0 continuous hp (2.6 brake hp*)	2 speed – 2.0 continuous hp (3.0 brake hp*)
Pump 2	1 speed – 2.0 continuous hp (3.0 brake hp*)	1 speed – 2.0 continuous hp (3.0 brake hp*)	—
Pump 3	—	—	—
Circulation Pump	—	—	—
Diverter Valves	—	—	0
Filters	95 sq. ft.	95 sq. ft.	50 sq. ft.
Electrical Requirements	(50 hz) 230-240V @ 20A, 30A or 40A	(50 hz) 230-240V @ 20A, 30A or 40A	(50 hz) 230-240V @ 20A or 30A
Jets			
Total J-200 Jets	44	42	25
Jet Details	<ul style="list-style-type: none"> Classic Whirl 1 Classic Luxury 13 Classic Euro Direct 8 Classic Euro 16 Classic Mini 6 	<ul style="list-style-type: none"> Classic Whirl 1 Classic Luxury 10 Classic Euro Direct 6 Classic Euro 14 Classic Pulsator 4 Classic Mini 7 	<ul style="list-style-type: none"> Euro 6 Micro 20 Luxury 3 Pulsator 4
Features			
Lighting	Classic Lighting	Classic Lighting	LED Lighting
Headrests	4	4	3
Waterfalls	1 Classic Waterfall	1 Classic Waterfall	—
Stereo	Classic Stereo System	Classic Stereo System	—
Lounge Seating	Full-body lounge	—	Full-body lounge



J-210

4 Adults

198cm x 91cm

1,128 Litres

227 kg

1,355 kg

2 speed – 2.0 continuous hp
(3.0 brake hp*)

—

—

—

1

50 sq. ft.

(50 hz) 230-240V
@ 20A or 30A

19

Diverter	3
----------	---

Luxury	4
--------	---

Micro	10
-------	----

Euro	4
------	---

LED Lighting

—

—

—


—



Note

All dimensions are approximate. Hot tub volume is based on average fill. Specifications are subject to change without notice.

*Horsepower (bhp) is the actual horsepower delivered to the pump shaft. Source: ITT Goulds Pumps, Centrifugal Pump Fundamentals.



WHAT MAKES JACUZZI® DESIGN LEADERS

Jacuzzi® hot tubs are designed to perform for years with a minimum of care. Our design, development and manufacturing processes consistently achieves the ISO 9001 certification by adhering to the industry's most comprehensive set of standards. Jacuzzi® hot tubs are durable, reliable and easy to use with digital control panels and air diverters that are always close at hand and energy efficient.

The ProClear Water Management system is designed to keep your hot tub's water clear, reducing the amount of chemicals needed. Every system in every hot tub is tested before it leaves the factory to ensure that it will operate to peak performance.

COMPREHENSIVE PERFORMANCE

01 Air Control

Customise the massage action by changing jet pressure, intensity, and effervescence. Change the air flow to on or off with a touch.

02 Control Panel

Easy-to-read and easy-to-reach digital controls let you set your preferences for heat, lighting, jet pressure and filter cycles.

03 Diverter Valve

Send water to jets on either side of the hot tub or to the middle, and control the flow, ranging from full strength to completely off. Valves control the flow to seats as well as foot jets.

04 ProTech Plumbing

Water flows efficiently from pumps to all jets with even water pressure.

05 Custom Seats

Each seat is designed with a customised jet pattern for an individualised hydromassage.

06 Water Rainbow® Waterfall

A patented Jacuzzi® exclusive, fully adjustable with LED multi-coloured lighting.

07 Easy Flow Filter Grill

The Easy Flow Grill is angled into the water to trap oils and dirt (no moving parts).

08 ProClear Water Management System

Dual filtration from two 60 sq. ft. filters for optimum water purification.

09 Gravity Drain

Placed near the footwell of the hot tub, it allows for easy drainage.

10 TriFusion System

Acrylic, a vinylester vapour barrier, and resin composite are layered together in a process originally developed for the aerospace industry. This three-step system makes the hot tub interior the strongest in the industry.

11 ProTech Control System

Energy-efficient and thoroughly tested, the system automatically ensures temperatures are accurate to within .5 degree of the readout. Microprocessors continuously check all functions. The ProTech system features a setting lock-out so only you can change the temperature.

12 ProEndure Exteriors

Durable synthetic exteriors with UV protection protect your hot tub and add an attractive, natural look.

13 Jet Pumps

High volume, energy efficient pumps utilise patented technology to work with the PowerPro® jets.

14 24-Hour Circulation Pump

This energy-conserving pump moves the hot tub water slowly over the heating element to help keep water warm.

15 Full-Foam Insulation

Deep foam fills the area between the hot tub interior and the exterior, protecting plumbing while retaining heat and improving energy efficiency.

16 ProPolymer Foundation

A full-sized, single piece of extremely durable plastic raises the skirt above the ground, and protects components from moisture and insects, while adding structural strength.

The above are examples of our commitment to quality and performance. All references are for the J-300 Series hot tub and will vary on the J-200, J-400 and Skyline Series.

OUR COMMITMENT TO THE ENVIRONMENT

Jacuzzi® hot tubs offer the highest level of energy efficiency possible. From the smallest detail, such as lighting, to the overall energy consumption, we pay extensive attention to the design and construction process.

Jacuzzi® hot tubs are strengthened by the strong ProPolymer™ single-piece foundation. The exclusive TriFusion System provides superior durability and combined with full-foam insulation, maximises heat retention. From the foundation to the insulating cover, everything about a Jacuzzi® hot tub conserves energy and saves you money.

JACUZZI® ENERGY EFFICIENCY

ProTech control system

The easy-to-use control panel lets you optimise energy efficiency and cost savings with precise programming of filtration cycles and temperature ranges.

Operation is simple. You choose the ideal temperature, set it, and your hot tub is ready at any time. The control panel allows you to lock in your settings to keep anyone but you from changing the temperature or operating the jets.

Jet pumps

Energy-efficient pumps produce high-performance jet power cost effectively. By creating a strong and reliable flow through every jet, the jet pumps create a vigorous massage action while the low-amp circulation pump works steadily to ensure clean, hot water is always available.

24-Hour circulation pump

Engineered to heat, filter, and sanitise in a highly efficient way, the Jacuzzi® circulation pump also transfers heat created by the motor to the water, adding to the cost savings.


Quiet and consistent, this low-speed pump helps maintain uniform water temperature as well as clean, clear water quality. (J-300 and J-400 Series only).

Full-foam insulation

This uses two different types of foam, high-density foam to surround the equipment and lighter, insulating foam to fill the space between the interior and skirt helps lower costs and conserves energy by reducing heat loss.

Control panel

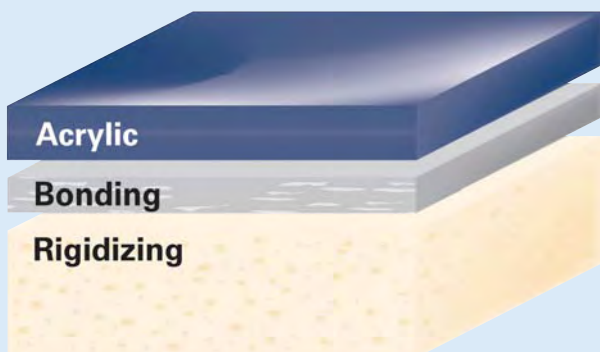
Easy-to-read and easy-to-reach controls let you set your preferences for heat, lighting, jet pressure and filter cycles.





TRIFUSION SYSTEM

Exclusive TriFusion system construction uses an innovative, three layer interior to provide superior strength and thermal retention that make Jacuzzi® hot tub interiors the strongest in the industry.



Acrylic Layer

Shaped from one seamless piece of easy to clean, durable in a variety of long lasting colours and textures, the acrylic provides a practical, comfortable hot tub surface.

Bonding Layer

Vinylester is applied to block vapour and moisture and form an inseparable bond between the acrylic and rigidising layers. This process virtually eliminates blistering, cracking or delamination and provides more ambient temperature resistance than other hot tubs.

Rigidising Layer

Hand applied bonding and rigidising layers of special resins used in the aerospace industry are used to provide structural support. Jacuzzi® shells are eight times stronger than many conventional hot tub shells.

OUR COMMITMENT TO YOU

Jacuzzi® are committed to delivering you an unprecedented service. Our range of services and guarantees offer you extra peace of mind, making choosing and owning a Jacuzzi® hot tub a more enjoyable and satisfying experience.

- Your hot tub retailer will visit your home and assist you in locating and planning your hot tub
- A team of dedicated engineers will deliver and fully install your Jacuzzi® hot tub
- You'll receive professional advice on the maintenance and upkeep of your Jacuzzi® hot tub
- Our dedicated customer service team will be on hand offer you friendly help and advice.

Jacuzzi® Skyline, J-400 and J-300 Series Warranty

- Ten years on the hot tub structure
- Seven years on the interior surface
- Three years on electrical and plumbing components
- Three years on equipment and controls

Jacuzzi® J-200 Warranty

- Five years on the hot tub structure
- Four years on the interior surface
- Two years on electrical and plumbing components
- Two years on equipment and controls



ISO 9001:2000 Certification

The Jacuzzi® design, manufacturing, and distribution systems have earned ISO 9001 certification.



Underwriters Laboratories

Jacuzzi® hot tubs were the first to be listed by Underwriters Laboratories.



COMMERCIAL SPAS

We also offer a range of commercial spas for installation in hotels, leisure facilities and spas. For further information on our range please telephone 01782 717175.

JACUZZI UK

Silverdale Road Newcastle-Under-Lyme
Staffordshire ST5 6EL

Tel: 01782 717175

Fax: 01782 717166

Sales enquiries

Tel: 01782 717175

Fax: 01782 717245

Email: jacuzzisalesdesk@jacuzziuk.com

Aftercare enquiries

Tel: 01782 717175

Fax: 0845 6012391

Email: jacuzziaftercare@jacuzziuk.com

Brochure request

Tel: 0800 0181522

www.jacuzzi.co.uk

Jacuzzi® is a registered trademark of Jacuzzi Inc.

Designed and produced by Whitespace
www.white-space.co.uk

© JACUZZI UK GROUP PLC 2009

THE HOT TUB COLLECTION

www.jacuzzi.co.uk

THE HOT TUB COLLECTION

